



Ocean Sea & Air Logistics Pvt. Ltd.

20 ft Standard Container




Dimensions of General Purpose Container

20 ft standard 20' x 8' x 8'6"

Weight	2300 kg	5070 lb		
Max Payload	28180 kg	62130 lb		
Max Gross Weight	30480 kg	67200 lb		
Measurements	Internal		Door opening	
Length	5898 mm	19'4"		
Width	2352 mm	7'9"	2340 mm	7'8"
Height	2393 mm	7'10"	2280 mm	7'6"
Cubic Capacity	33,2 M3	1172 ft3		

40 ft Standard Container




Dimensions of General Purpose Container

40 ft standard 40' x 8' x 8'6"

Weight	3790 kg	8360 lb		
Max Payload	28710 kg	63330 lb		
Max Gross Weight	32500 kg	74650 lb		
Measurements	Internal		Door opening	
Length	12015 mm	39'5"		
Width	2345 mm	7'8"	2340 mm	7'7"
Height	2383 mm	7'9"	2280 mm	7'5"
Cubic Capacity	67,7 M3	2390 ft3		

40 ft High Cube Container




Dimensions of General Purpose Container

40 ft High Cube 40' x 8' x 9'6"

Weight	3940 kg	8685 lb		
Max Payload	28560 kg	62965 lb		
Max Gross Weight	32500 kg	71650 lb		
Measurements	Internal	Door opening		
Length	12032 mm	39'6"		
Width	2352 mm	7'9"	2340 mm	7'8"
Height	2698 mm	8'10"	2585 mm	8'6"
Cubic Capacity	76,4 M3	2700 ft3		

45 ft High Cube




Dimensions of General Purpose Container

45 ft High Cube 45' x 8' x 8'6"

Weight	4820 kg	10625 lb		
Max Payload	27860 kg	61025 lb		
Max Gross Weight	32500 kg	71650 lb		
Measurements	Internal	Door opening		
Length	13556 mm	44'6"		
Width	2352 mm	7'9"	2340 mm	7'8"
Height	2698 mm	8'10"	2585 mm	8'6"
Cubic Capacity	86 M3	3045 ft3		

20 ft Reefer Container



Dimensions of Reefer Container

20' x 8' x 8'6"

Weight	3080 kg	6790 lb		
Max Payload	27400 kg	60410 lb		
Max Gross Weight	30480 kg	67200lb		
Measurements	Internal		Door opening	
Length	5444 mm	17'10"		
Width	2268 mm	7'5"	2276 mm	7'5"
Height	2272 mm	7'5"	2261 mm	7'5"
Cubic Capacity	28,1 M3	992 ft3		

40 ft Reefer Container

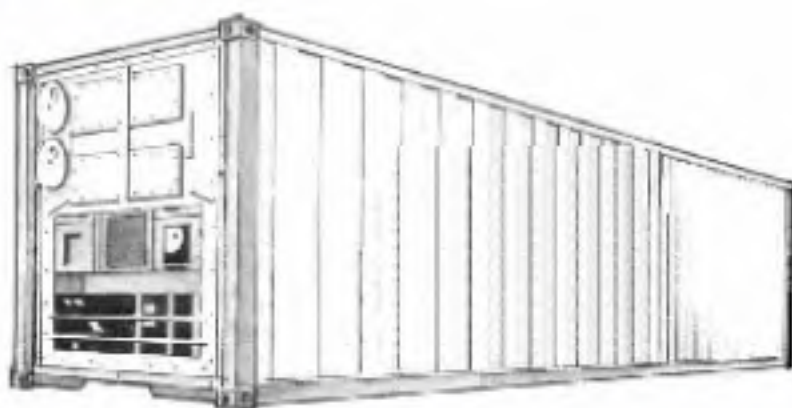


Dimensions of Reefer Container

40' x 8' x 8'6"

Weight	4800 kg	10580 lb		
Max Payload	27700 kg	61070 lb		
Max Gross Weight	32500 kg	71650 lb		
Measurements	Internal	Door opening		
Length	11561 mm	37'11"		
Width	2280 mm	7'5"	2280 mm	7'5"
Height	2249 mm	7'5"	2205 mm	7'3"
Cubic Capacity	59,3 M3	2075 ft3		

40 ft Reefer High Cube

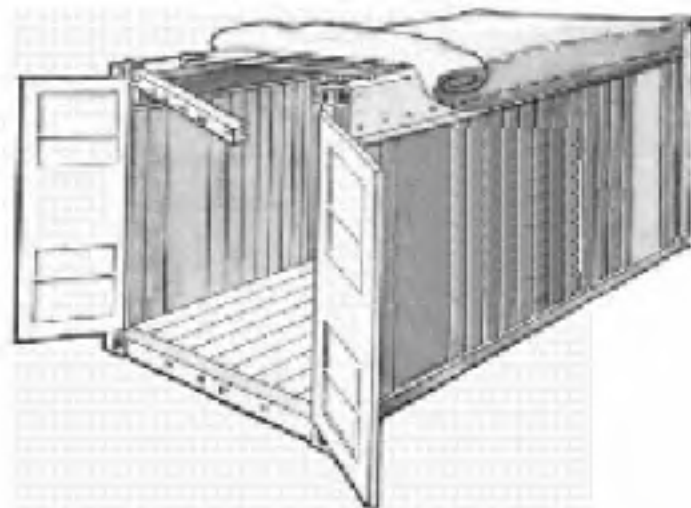


Dimensions of Reefer Container

40 ft High Cube 40' x 8' x 9'6"

Weight	4850 kg	10690 lb		
Max Payload	29150 kg	64270 lb		
Max Gross Weight	34000 kg	74960 lb		
Measurements	Internal	Door opening		
Length	11571 mm	37'11"		
Width	2268 mm	7'5"	2276 mm	7'5"
Height	2553 mm	8'4"	2501 mm	8'2"
Cubic Capacity	67 M3	2366 ft3		

20 ft Open Top Container



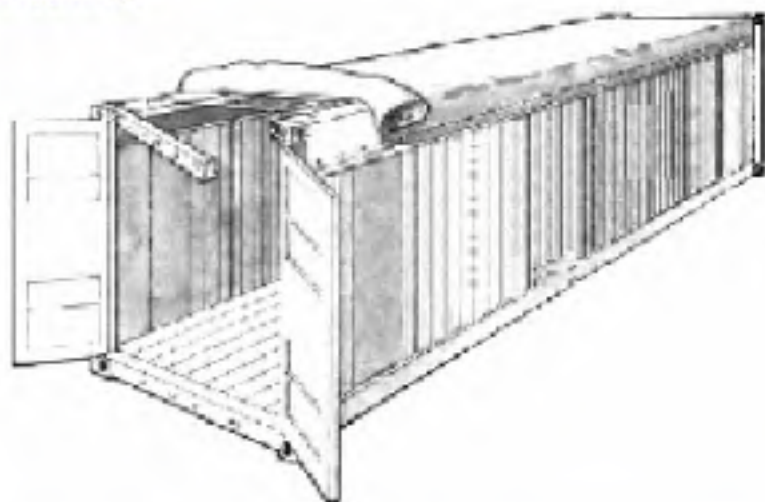
Dimensions of Open Top Container

20' x 8' x 8'6"

Weight	2360 kg	5200 lb		
Max Payload	28120 kg	62000 lb		
Max Gross Weight	30480 kg	67200 lb		
Measurements	Internal		Door opening	
Length	5889 mm	19'4"		
Width	2345 mm	7'9"	2300 mm	7'8"
Height	2346 mm	7'9"	2215 mm	7'6"
Cubic Capacity	32,4 M3	1144 ft3		
Roof opening length	5492 mm	18'		
Roof opening width	2184 mm	7'3"		

Note: Maximum internal width only up to 85% of internal height

40 ft Open Top Container




Dimensions of Open Top Container

40' x 8' x 8'6"

Weight	4030 kg	8880 lb		
Max Payload	28470 kg	62770 lb		
Max Gross Weight	32500 kg	71650 lb		
Measurements	Internal	Door opening		
Length	12024 mm	39'6"		
Width	2352 mm	7'9"	2340 mm	7'8"
Height	2324 mm	7'7"	2244 mm	7'6"
Cubic Capacity	65,7 M3	2320 ft3		
Roof opening length	11874 mm	38'11"		
Roof opening width	2184 mm	7'3"		

Note: Maximum internal width only up to 85% of internal height

20 ft Flat Rack Container


Dimensions of Flat Rack Container

20' x 8' x 8'6"

(FIXED - Not Collapsible)

Weight	2360 kg	5200 lb
Max Payload	30140 kg	66750 lb
Max Gross Weight	32500 kg	71950 lb
Measurements	Internal	
Length	5940 mm	19'6"
Width	2345 mm	7'8"
Height	2346 mm	7'8"

40 ft Flat Rack Container



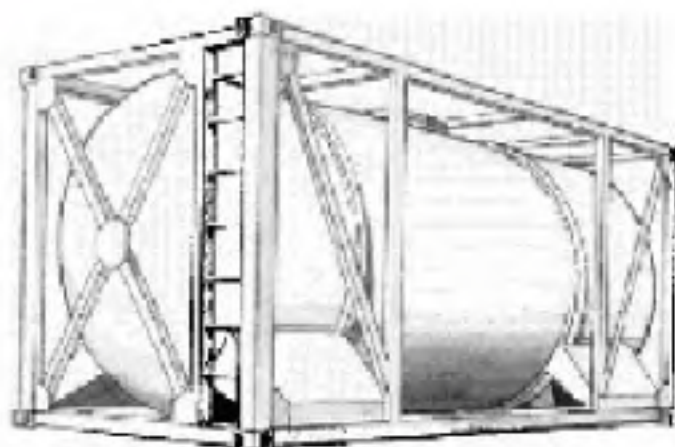
Dimensions of Flat Rack Container

40' x 8' x 8'6"

(FIXED - Not Collapsible)

Weight	5000 kg	8880 lb
Max Payload	40000 kg	90300 lb
Max Gross Weight	45000 kg	99180 lb
Measurements	Internal	
Length	12132 mm	39'9"
Width	2400 mm	7'10"
Height	2135 mm	7'

Tank Container



Dimensions of Tank Container

20' x 8' x 8'6"

Total Water Capacity	24000 liters	
Tare Weight	3159 kg	6940 lb
Max Gross Weight	30480 kg	67200 lb
Types	IMO I - IMO II	

Note: Total water capacity is the full capacity of the tank. In practice appropriate ullage must be left